

Minnesota Track-Kit

The survivor portal is the web-based access point for information on your kit

On the survivor portal, you can:

- See your kit's progress as it moves from the medical facility to the law enforcement agency to the lab.
- Find survivor resources.
- Find contact information for the hospital, law enforcement agency, and prosecutor's office affiliated with your kit.
- Subscribe to updates on changes to your kit's status.
- Use the quick exit feature to leave the site quickly and clear your browser history.

Log in

- Go to the web address given to you at the time of your exam. <https://mn.track-kit.us/>
- Enter your username (the kit barcode) and your temporary password.
- The first time you log in you will be prompted to change your password.
- After that, you can change your password at any time by going to **User Profile > Password Management**
- Set up security questions to help you reset your password if you forget it.
- Go to **User Profile > Security Questions** and follow the on-screen instructions.
- If you forget your password you can reset it by answering security questions (if you set them up) or by clicking on **Forgot Your Password?** on the login page.

Navigate the portal

Quick EXIT button

User Profile icon

- Go to **“My Kit”** to see your kit's status.
- Go to **“Resources”** to find helpful Resources.
- Go to **“Contacts”** to view information about the hospital, law enforcement, and prosecutor's office associated with your kit.
- Go to **“FAQ”** to learn about Frequently Asked Questions.
- Go to the User Profile icon to manage your password and subscribe to updates.
- Log out using the **“EXIT”** button.

SECURITY QUESTIONS

Please select and answer each security question to enable the password reset functionality

Please complete the following form. Mandatory fields are marked with a red asterisk (*)

Security Question * ?

Answer * ?

Security Question * ?

Answer * ?

Security Question * ?

Answer * ?

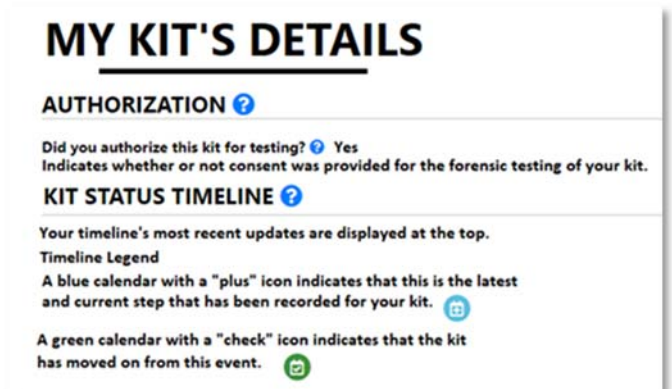
Update

PORTAL DETAILS AND SETTINGS

Understanding the options available in the survivor portal

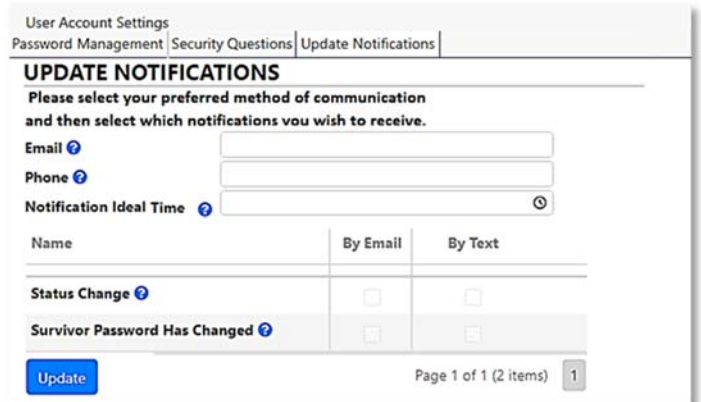
View your kit's details

- Whether or not you gave consent to have your kit tested.
- Discard date for your kit if you did not give consent for testing.
- Current status and location of your kit.
- The history of your kit's progress through the system.



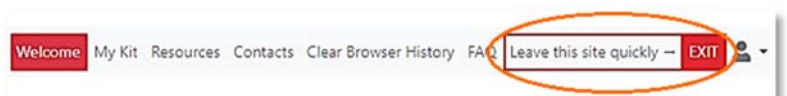
Set up notifications

- To receive updates on your kit, go to **User Profile > Update Notifications** and choose the updates you wish to be sent by email or text.
- You can also designate an ideal time of day for update.



Use the privacy and security features

- In the upper-left corner of the screen verify the time of your last login to ensure that your account is secure.
- Click on the "EXIT" button in the upper-right corner of the screen to leave the site quickly.
- Go to "Clear Your Browser History" for instructions on clearing survivor portal from your browser's history.



Find resources and help

- In this section you can search for victim advocacy services, telephone hotlines, or other helpful resources such as links to websites, resource guides, or videos.
- You can filter the resources by geographical area to find something close to home.

